



**THEMATIC PROGRESSION ANALYSIS OF
“SNOW WHITE AND THE SEVEN DWARFS”
IN THE ANIMATED FILM 1937**

JOURNAL ARTICLE
Submitted in Partial Fulfilment of the Requirements
For the Degree of Sarjana Sastra (S.S)
in English Language

By :
Tyka Indri Wardhani
A. Soerjowardhana

ENGLISH DEPARTMENT, FACULTY OF HUMANITIES
DIAN NUSWANTORO UNIVERSITY SEMARANG
2013

THEMATIC PROGRESSION ANALYSIS OF “SNOW WHITE AND THE SEVEN DWARFS” IN THE ANIMATED FILM 1937

Tyka Indri Wardhani, A. Soerjowardhana
English Department, Dian Nuswantoro University

ABSTRACT

This research entitle Thematic Progression Analysis of “Snow White and The Seven Dwarfs” In The Animated Film 1937. This study is aimed at discribing the pattern of thematic progression in the film “Snow white and the seven dwarfs”. There are 3 type of patterns, they are reiteration pattern, zig- zag pattern and multiple pattern. The data of this research is “Snow white and the seven dwarfs” film. This film has 60 scenes. The researcher took 10% of them randomly that is 6 scenes. The data was taken by downloading it is transcript from internet. The technique of data analysis was watching the animated film “Snow White and The Seven Dwarfs”, searching the transcript from internet, downloading the transcript, classifying in some scene, taking clauses in every scene to analysis. The result shows that the pattern of thematic progression in “Snow White and The Seven Dwarfs” In The Animated Film 1937 are reiteration pattern and zig-zag pattern. The pattern of thematic progression mostly used in “Snow White and The Seven Dwarfs” In The Animated Film 1937 is reiteration pattern. The second prefered is zig- zag pattern.

Keyword : *Thematic Progression, Reiteration pattern, Zig- zag pattern and Multiple pattern, Snow White and The Seven Dwarfs.*

Penelitian ini berjudul Progression Analysis of “Snow White and The Seven Dwarfs” dalam film animasi tahun 1937. Pembelajaran ini bertujuan untuk mendiscripsikan pola themathic progression dalam film “Snow white and the seven dwarfs”. Ada 3 jenis pola, yaitu reiteration, zig-zag, dan multiple. Data penelitian ini adalah film “Snow white and the seven dwarfs”. Film ini mempunyai 60 adegan. Peneliti mengambil 10% dari data tersebut dengan cara acak, yaitu 6 adegan. Data transkrip diambil dari mengunduh di internet. Teknik menganalisis data yaitu menonton film “Snow white and the seven dwarfs” , mencari transkrip film di internet, mengunduh transkrip,

mengklasifikasikan ke dalam beberapa adegan, mengambil beberapa klausa untuk dianalisis. Hasil menunjukkan bahwa pola dari thematic progression dalam "Snow White and The Seven Dwarfs" dalam film animasi tahun 1937 yaitu pola reiteration. Pola kedua yaitu zig-zag.

Kata kunci : *pola multiple, pola reiteration, pola zig-zag, snow white and the seven dwarfs, thematic progression.*

INTRODUCTION

"Language is a purely human and non-instinctive method of communicating ideas, emotions and desires by means of voluntarily produced symbols." (Edward Sapir, Language: An Introduction to the Study of Speech. Harcourt, Brace and Company, 1921)

Study about all of language is linguistics.

"Linguistics can be defined as the systematic inquiry into human language--into its structures and uses and the relationship between them, as well as into its development through history and its acquisition by children and adults. The scope of linguistics includes both language structure (and its underlying grammatical competence) and language use (and its underlying communicative competence)." (Edward Finegan, Language: Its Structure and Use, 6th ed. Wadsworth, 2012). The researcher will write and analyze about language in this research.

Writing has cohesion and a pattern of thematic progression, so, students must know that in the spoken language there is the pattern of thematic progression too. This research will explain more how to analyze pattern of thematic progression by the film/ spoken text.

The researcher discuss about Theme and Rheme on thematic progression. The students have to know how to make the coherence text. The students have to know that in a text there must be coherent writing, especially student of faculty of humanities. The students must understand how to analyze the clause, that it may contain theme and rheme. The first, students must understand what the clause or utterance, after that student must be able to distinguish between the theme and Rheme.

F. Danes distinguishes between different patterns of thematic progression depending on whether a theme remains constant, is split up, or changed from one sentence to the next (Daneš 1970: 74-78).

Thematic Progression usually analyzes about written text, but in this research the researcher use spoken text, because the data of analysis about thematic progression can be spoken text too. In this research the researcher choose the animated film in 1937 that is "Snow White and The Seven dwarfs" as the data, because it is very interesting film and it is very interesting to analyze. The researcher analyze the utterances of dialogue in this animated film, to find out the types of pattern of thematic progression.

METHOD

Research Design

The researcher used descriptive qualitative method in this research. Descriptive method is done by describing in the fact then follows with the further analysis. Descriptive research is thus a type of research that is primarily concern with describing the nature or conditions and degree in detail of present situation (Landman, 1988:59). Meanwhile qualitative method means that all data that are analyzed are in the form of sentences and words, not in the form of number (Wilkinson, 2000:7).

Data

The data in this research is the animated film in the 1937 “Snow White and the seven dwarfs”. The data of this research was taken from downloading by internet with the key [Snow.White.And.The.Seven.Dwarfs.1937.English.mkv](#) and the transcript of this film was taken from dwonloading by internet with the link: <http://animationarchive.net/Feature%20Films/Snow%20White%20and%20the%20Seven%20Dwarfs/Script/>

Unit of Analysis

Unit of analysis of this research is clause the transcript of the animated film “Snow White and The Seven Dwarfs. Pattern of thematic progression will be analyzed by every clause.

Data Collection

The data of this research was downloaded from the internet. The researcher watched the animated film “Snow White and The Seven Dwarfs”, and downloaded the transcript from internet.

Sample are part of the population that is investigated. Meanwhile, it is called sampling technique or a technique to target the sample data. Ari kunto (1987 : 104). Since the number of target unit of analysis is too many, the target of unit analysis from population or sample is taken through random sampling technique. It is based on Ari kunto’s statement (1987 : 7) that if the number of subject is less than 60 scenes, it is better to take entirely the subject as the sample furthermore, if the population has a big number. The researcher can take 10%-15% or 20%-25% or more subject sample. In this study ,the reseacher has taken 10% subject sample because this data is very much.

The technique of data collections are as follow:

1. Watching the animated film “Snow White and The Seven Dwarfs”
2. Searching the transcript from internet. the transcript of this film was taken from dwonloading by internet with the

link:<http://animationarchive.net/Feature%20Films/Snow%20White%20and%20the%20Seven%20Dwarfs/Script/>

3. Downloading the transcript, after the researcher got the transcript, she rewrite the transcript with true capitalization, because in the transcript used capital
4. Classifying in some scene, after that the researcher take some scene to analysis
5. Taking clauses in every scene to analysis, because so many clause cann't be analyzed

Data Processing and Analysis

In analyzing the data, the researcher used the framework of Paltridge (2000) and the steps in analyzing the data:

1. Identifying every clause.
2. Analyzing the Theme and Rheme of every clause of the animated film.

Table 3.1 example of technique data analysis

| Clause | Theme | Rheme |
|--------|--------------------------------|--------------------------------|
| 1 | Want | To know a secret? |
| 2 | Promise | Not to tell? |
| 3 | Did I | Frighten you? |
| 4 | Don't | Run a way |
| 5 | Take | <i>her</i> Far into the forest |
| 6 | Where <i>she</i> | Can pick wild flower |
| 7 | And there my faithful huntsman | You will kll her |

3. Identifying the type of every theme. The researcher have to explain what is the relation between theme in the one clause to another theme in the another clause.

For example :

In the table bellow can be seen that it is have 1 zig-zag pattern that is employed by repeating rheme 5 (*her* Far into the forest) as theme in clause 6 (where *she*).

4. Figuring the pattern of thematic progression of the film.

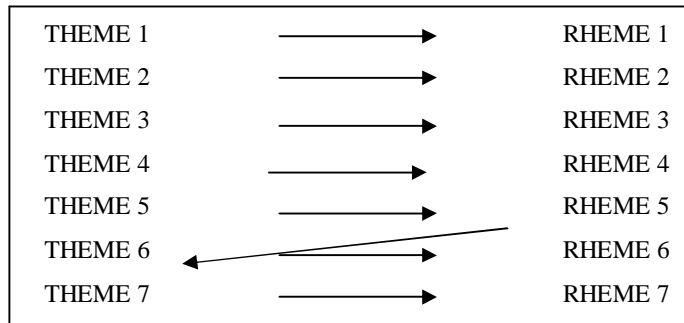


Figure 3.1 example of data analysis.

5. Analyzing the pattern of thematic progression of the film.

In the scene 1 there are 7 clauses. In this scene the researcher found only one pattern, that is zig-zag pattern.

Zig-zag pattern is employed by repeating rheme in clause 5 (*her* Far into the forest) as theme in clause 6 (Where *she*).

In scene 1, 6 unexpected themes are found. There are theme in clause 1 (Want), theme in clause 2 (Promise), theme in clause 3 (Did I), theme in clause 4 (Don't), theme in clause 5 (Take), theme in clause 7 (And there my faithful huntsman).

6. Drawing the conclusion.

From the number of unexpected theme found in scene 1 (more than 50%), It indicates that the paragraphs in scene 1 are less coherent.

FINDING AND DISCUSSION

The problems in this research are what kinds of pattern of thematic progression in “Snow White and The Seven dwarfs” and Which pattern of thematic progression are mostly used in “Snow White and The Seven dwarfs”. The researcher analyzes 60 scenes of the animated film “Snow White and The Seven dwarfs” as the data. But, since the number of target is too many, the target of unit analysis from population or sample is taken through random sampling technique. The researcher took 10% of the data, that is 6 scenes. The researcher analyzed every clause and made the pattern of thematic progression. According to Martin and Rother in paltridge (2000:140), thematic progression is study about the theme and analyze of the Theme in a clause may pick up or repeat. There are three kinds of reiteration/ Constant theme pattern/ Simple linier progression, A Zig-zag pattern/ constant continuous theme, and multiple theme patterns/ Theme progression with delivered themes. The finding of this research can be seen in the table bellow :

Table 4.1 the finding the research

| No | Type of Thematic Progression | Scene | | | | | | Total |
|----|------------------------------|-------|---|---|---|---|---|-------|
| | | 1 | 2 | 3 | 4 | 5 | 6 | |
| 1. | Reiteration pattern | 0 | 1 | 3 | 2 | 0 | 0 | 9 |
| 2. | Zig-zag pattern | 1 | 0 | 0 | 1 | 0 | 0 | 2 |
| 3 | Multiple pattern | 0 | 0 | 0 | 0 | 0 | 0 | 0 |
| | Total clause | 7 | 9 | 7 | 5 | 5 | 5 | 38 |

In the table 4.1 it can be seen that in the scene 1-6 there are 38 clauses. The pattern that mostly used in this research is reiteration pattern there are 4 pattern. Than second pattern is zig-zag pattern, there is 2 pattern. The last pattern is multiple pattern, but the researcher didn't found multiple pattern in this research. So, the result of this research is only 2 pattern in this research and the researcher found that in this film is less coherent. The good reason for this research is because the data of this research is spoken language, and the thematic progression actually analyzed for written language.

1. Analysis of Scene 1

Table 4.2 the Theme and Rheme of Scene 1

| Clause | Theme | Rheme |
|--------|--------------------------------|--------------------------------|
| 1 | Want | To know a secret? |
| 2 | Promise | Not to tell? |
| 3 | Did I | Frighten you? |
| 4 | Don't | Run a way |
| 5 | Take | <i>her</i> Far into the forest |
| 6 | Where <i>she</i> | Can pick wild flower |
| 7 | And there my faithful huntsman | You will kill her |

In this scene have one pattern, that is employed by repeating rheme in clause 5 (*her* Far into the forest) as theme in clause 6 (Where *she*). Rheme in clause 5 have relation with theme in clause 6, because "her" is refer to snow white, and "she" in the theme 6 is refer to snow white too. So, the researcher explain that that is zig-zag pattern. Another theme in scene 1 is unexpected theme because they are don't have relation with another theme and another rheme in this scene.

The result of this scene is:

In the scene 1 there are 7 clauses. In this scene the researcher found only one pattern, that is zig-zag pattern.

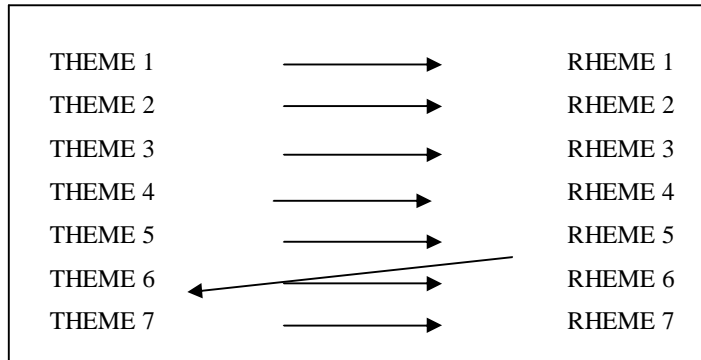
Zig-zag pattern is employed by repeating rheme in clause 5 (*her* Far into the forest) as theme in clause 6 (Where *she*).

In scene 1, 6 unexpected themes are found. There are theme in clause 1 (Want), theme in clause 2 (Promise), theme in clause 3 (Did I),

theme in clause 4 (Don't), theme in clause 5 (Take), theme in clause 7 (And there my faithful huntsman).

From the number of unexpected theme found in scene 1 (more than 50%), It indicates that the paragraphs in scene 1 are less coherent. All of this analysis can be seen in figure bellow :

Pattern of Thematic Progression in scene 1 is



2. Analysis of Scene 2

Table 4.3 the Theme and Rheme of Scene 2

| Clause | Theme | Rheme |
|--------|--------------------|-----------------------|
| 1 | What | is the matter |
| 2 | Where | is your mama and papa |
| 3 | Why, I | believe |
| 4 | You | are lost |
| 5 | Don't | cry come on, perk up |
| 6 | Won't you | Smile for me |
| 7 | Your mama and papa | can't be far |
| 8 | There they | are |
| 9 | Can you | fly |

In the scene 2 the researcher found so many unexpected theme, there are 7 themes. But, there is 1 reiteration pattern, that is repeating theme in clause 6 (Won't you) as theme in clause 7 (Your mama and papa). It is kind of reiteration pattern because "you" in theme of clause 6 refer to a bird, and "your" as theme in clause 7 refer to a bird too. So, they has relation and have a pattern that is reiteratin pattern.

The result in this scene is:

In the scene 2 there are 9 clauses. In this scene the researcher found only one pattern, that is reiteration pattern.

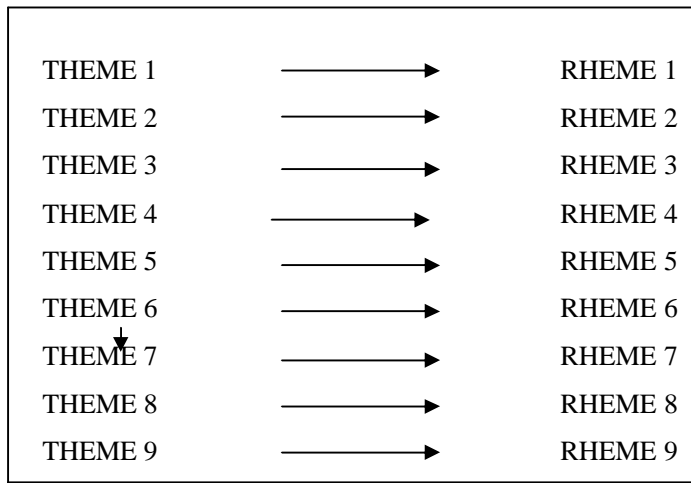
Reiteration pattern is by repeating theme in clause 6 (won't you), as theme in clause 7 (your mama and papa).

In scene 2, 7 unexpected themes are found. There are theme in clause 1 (What), theme in clause 2 (Where), theme in clause 3 (Why, I), theme in clause 4 (You), theme in clause 5 (Don't), theme in clause 8 (There they), theme in clause 9 (Can you).

From the number of unexpected theme found in scene 2 (more than 50%), It indicates that the paragraphs in scene 2 are less coherent

All of this analysis can be seen in figure bellow :

Pattern of Thematic Progression in scene 2 is



3. Analysis of Scene 3

Table 4.4 the Theme and Rheme of Scene 3

| Clause | Theme | Rheme |
|--------|----------------|-----------------------------|
| 1 | Don't | run away |
| 2 | <i>I</i> | won't hurt you |
| 3 | <i>I</i> | am awfully sorry |
| 4 | <i>I</i> | didn't mean to frighten you |
| 5 | <i>But you</i> | don't know |
| 6 | <i>What I</i> | have been through |
| 7 | <i>I</i> | was afraid |

In the scene 3 the researcher found that there are 3 reiteration pattern, theme in clause 2 (*I*) have relation with theme 3 (*I*) because it have same subject. It is same with repeating theme in clause 3 (*I*), in theme clause 4 (*I*). And repeating theme in clause 6 (*what I*) in theme in clause 7 (*I*). This scene only have reiteration pattern because this scene give information with the same subject, that is the reseason why only reiteration in this scene.

The result of this scene is:

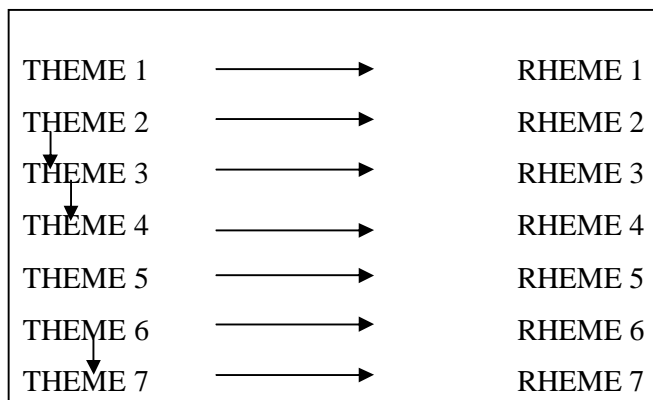
In the scene 3 there are 7 clauses. In this scene the researcher found only one pattern, that is reiteration pattern.

Reiteration pattern is by repeating theme in clause 2 (I), as theme in clause 3 (I), repeating theme in clause 3 (I), as theme in clause 4 (I), repeating in clause 6 (what I), and repeating theme in clause 6 (what I), repeating in clause 7 (I).

In scene 3, 2 unexpected themes are found. There are theme in clause 1 (Don't), theme in clause 5 (Don't).

From the number of unexpected theme found in scene 3 (less than 50%), It indicates that the paragraphs in scene 3 are coherent. All of this analysis can be seen in figure bellow :

Pattern of Thematic Progression in scene 3 is:



4. Analysis of Scene 4

Table 4.5 the Theme and Rheme of Scene 4

| Clause | Theme | Rheme |
|--------|-------|---------------------------------------|
| 1 | It | is adorable just like a doll's house. |
| 2 | I | like it |
| 3 | It | is dark inside |
| 4 | May I | come in? |
| 5 | Why | there is seven little chairs |

In this scene the reseacher found so many unexpected theme, it is make this scene didn't coherent. And the researcher fund only one paattern, that is zig-zag pattern because "it" in the theme clause 3, refer to "it" in the rheme 2. This scene don't have reiteratin and mulple pattern because it is don't constant.

The result of this scene is:

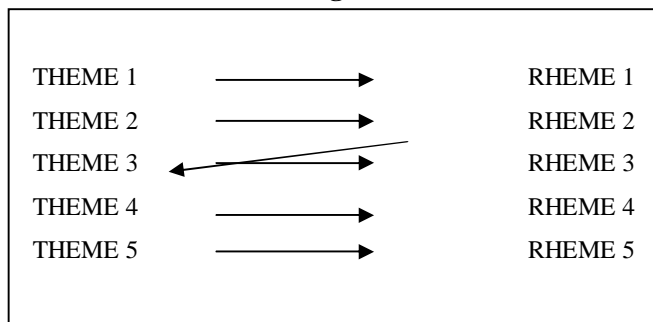
In the scene 4 there are 5 clauses. In this scene the researcher found zig-zag pattern.

Zig-zag pattern is employed by taking up rheme in clause 2 (like it), as theme in clause 3 (IT).

In scene 4, 4 unexpected themes are found. It is theme in clause 1 (It), theme in clause 2 (I), theme in clause 4 (May I), and theme in clause 5 (Why).

From the number of unexpected theme found in scene 4 (more than 50%), It indicates that the paragraphs in scene 4 are less coherent All of this analysis can be seen in figure bellow :

Pattern of Thematic Progression in scene 4 is:



5. Analysis of Scene 5

Table 4.6 the Theme and Rheme of Scene 5

| Clause | Theme | Rheme |
|--------|-------|---------------------|
| 1 | You | wash the dishes |
| 2 | You | tidy up the room |
| 3 | You | clean the fireplace |
| 4 | And I | will use the broom |
| 5 | Put | them in the tub |

In this scene 5 the researcher found that there are have the same theme “you” in the theme of scene 1,2, and 3, but they don’t reiteration pattern because they are refer to different subject, so it can’t be reiteration pattern. There is no zig-zag pattern and multiple pattern too. So, the result of analysis this scene is not cohehernt.

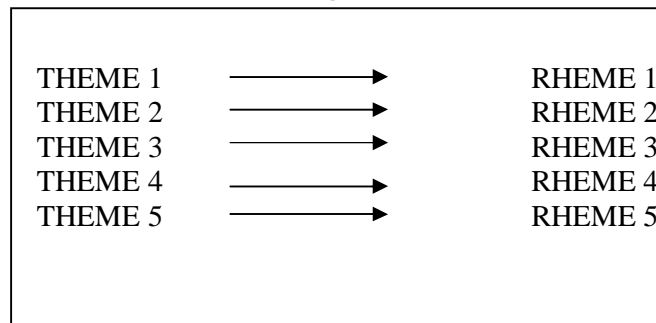
The result of this scene is:

In the scene 5 there are 5 clauses. In this scene the researcher didn’t found the pattern.

Scene 5 didn’t have pattern of thematic progression. In the clause 1,2, and 3, there are theme “you”, but the theme “you” in this scene refer to different person.

From the finding in this scene, the researcher found that this research didn't have pattern of thematic progression. It indicates that the paragraphs in scene 5 are not coherent. All of this analysis can be seen in figure bellow :

Pattern of Thematic Progression in scene 5 is:



4.6 Analysis of Scene 6

Table 4.7 the Theme and Rheme of Scene 5

| Clause | Theme | Rheme |
|--------|-------------|-------------------------------------------|
| 1 | The lit | is light |
| 2 | The door | is open |
| 3 | The chimney | is smoking |
| 4 | Something | is in there |
| 5 | May be | a ghost or a goblin, a damon or a dragon. |

In this scene 6 there are not coherent because it is can be analyzed in the pattern of thematic progression. It is only give information and it is don't have relation between one clause to another clause

The result of this scene is:

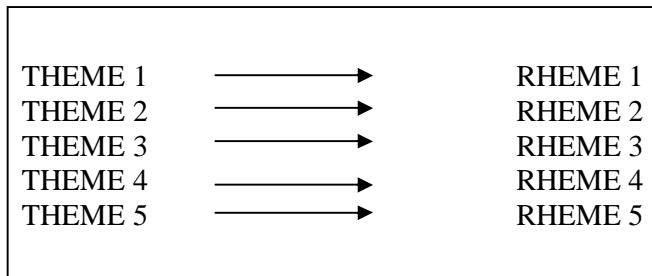
In the scene 6 there are 5 clauses. In this scene the researcher didn't found the pattern.

Scene 6 didn't have pattern of thematic progression, because theme in scene 1-5 didn't have relation with another clause. So, it can't be analysis.

From the finding in this scene, the researcher found that this research didn't have pattern of thematic progression. It indicates that the paragraphs in scene 6 are not coherent. All of this analysis can be seen in figure bellow

:
.

Pattern of Thematic Progression in scene 6 is:



CONCLUSION

The data of this research are “Snow White and The Seven dwarfs” film, that have 60 scenes. The researcher used random method by Arikunto’s statement. He stated that sample are part of the population that is investigated. Meanwhile, it is called sampling technique or a technique to target of the sample data. According to that statement, the researcher took 10% of data to analyze. So, researcher analysed only 6 scenes.

The finding of this research can be seen in chapter IV. The reseacher found the thematic progression patterns in “Snow White and The Seven dwarfs” only 2 pattern, that is reiteration pattern and zig-zag pattern. The reseacher found the pattern that is mostly used in “Snow White and The Seven dwarfs” is reiteration pattern, then second pattern is zig-zag pattern, and the last is multiple pattern, but in this research the researcher didn’t found multiple pattern.

Theme reiteration pattern is considered to be mostly preferred because this pattern is employed by simply repeating one theme in the previous clause. For those writers, this pattern is the easiest one because they do not need to find new theme in the next clause. This is one of the ways the text writers can do to develop the ideas in their texts and to make the paragraphs in their texts coherent.

Zig-zag pattern is also employed by the text writers. This pattern is considered more difficult than theme reiteration because they need to pick up the rheme of one clause to be put as the theme in the next clause in the text.

Multiple patterns are only employed in two texts (text 2 and 5). It indicates that for some text writers, this pattern is the most difficult one.

BIBLIOGRAPHY

Ari kunto, Suharsimi 2002. *Prosedur Penelitian Suatu Pendekatan Praktek*. PT. Rhineka cipta, Jakarta.

E. Bruce Goldstein, 2008. *Cognitive Psychology: Connecting Mind, Research, and Everyday Experience*, 2nd ed. Thomson.

- Edward Finegan, 2012. *Language: Its Structure and Use*, 6th ed. Wadsworth.
- Edward Sapir, 1921. *Language: An Introduction to the Study of Speech*. Harcourt, Brace and Company.
- Eggs, S. (1994). *An Introduction to Systemic Functional Linguistics*. London New York, NY, USA, Pinter Publishers ; Distributed in the United States and Canada by St. Martin's Press.
- E.Ormrod Jeanne, 1995. *Human Language*. United State: Prentice Hall College Div.
- Gerot, L. and Wignell, P. 1994. *Making Sense of Functional Grammar*. Gerd Stabler. Australia.
- Halliday, Michael & Ruqaiya Hasan 1976. *Cohesion in English*. London & New York: Longman.
- <http://animationarchive.net/Feature%20Films/Snow%20White%20and%20the%20Seven%20Dwarfs/Script/>
- <http://grammar.about.com/od/il/g/languageterm.htm>
- <http://languagedevelopment.tripod.com/id2.html>
- <http://papyr.com/hypertextbooks/grammar/style1.htm>
- <http://sahrulsyah.blogspot.com/2011/10/strategi-pembelajaran-b-inggris.html>
- <http://www.omniglot.com/writing/writingvspeech.htm>
- Paltridge, Brian. 2000. *Making Sense of Discourse Analysis*. Australia: Gred stabler.
- Snow.White.And.The.Seven.Dwarfs.1937.English.mkv
- Wilkinson, David. 2000. *The Researcher's Toolkit: The Complete Guide to Practitioner Research*. New York: Routledge Falmer.

